



EYFS

Remote Learning  
Pack



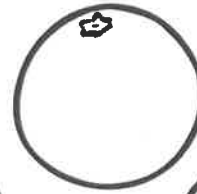
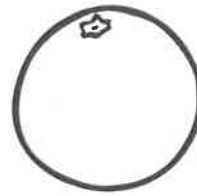
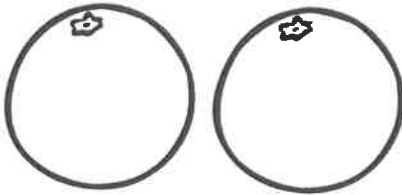
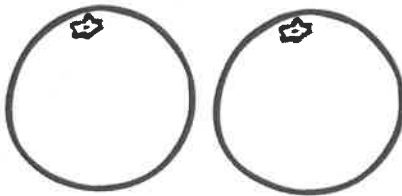

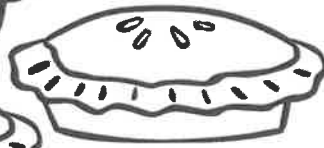
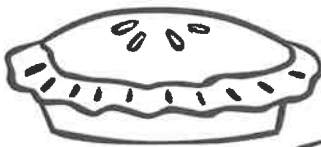





Can you write a description of this door? Where might it lead to?

[illegible]





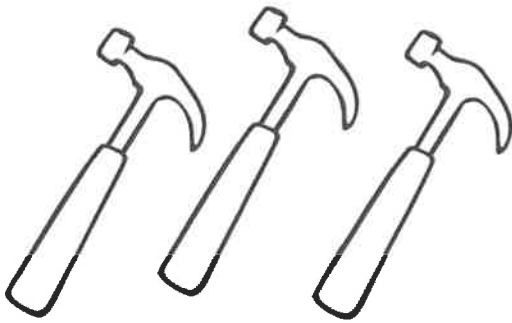
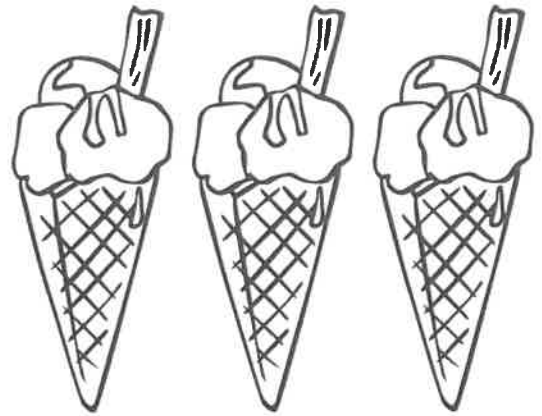
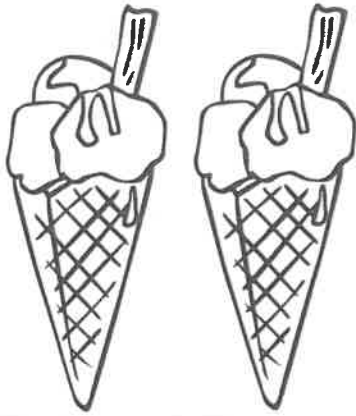
# More or Less?

In each section, colour in the group that has more.

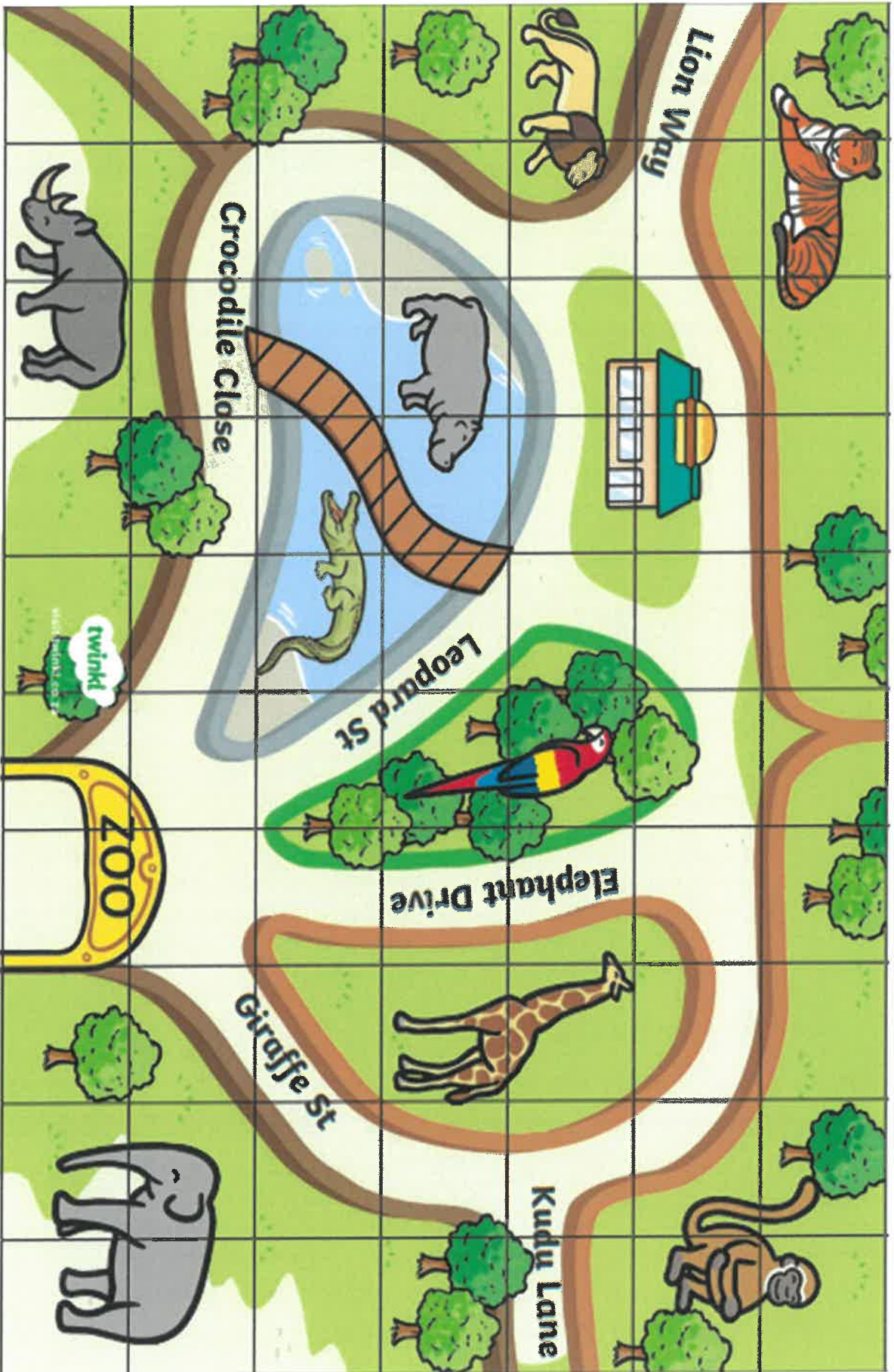


# More or Less?

In each section, colour in the group that has less.







# Pirates Writing Activity

Write a sentence about each of the pirate pictures.  
Use the boxes at the top to help you.

eyepatch



sea



flag



parrot



beard



sword



sound it out



finger spaces



full stop




---

---

---

---



---

---



---

---


L.O. I can make comparisons by lining up items to compare them directly or by counting each set carefully and comparing their position in the counting order.  
L.O. I can understand that when making comparisons, a set can have more items, fewer items or the same items as another set.

*Making comparison- more items, fewer items, same items.*


Which group has more stars?



Which group has less?



**Group A**









**Group B**

Max has 5 cookies in his jar. Jim wants the same amount. How many does he need to have the same amount of cookies?





# Tricky Words Roll and Read

	he	you	me	my	be
	she	they	be	her	me
	we	all	was	are	you
	me	are	he	all	we
	be	my	she	they	are
	was	her	we	you	she



# If I were a pirate...



---

---

---

---

---

---

---

---

---

---

# Pirates Writing Activity

Write a sentence about the pirate picture.  
Use the boxes at the top to help you.

treasure chest



pirate ship



pirate



parrot



treasure map



island



sound it out



finger spaces



full stop



---

---
















---

---


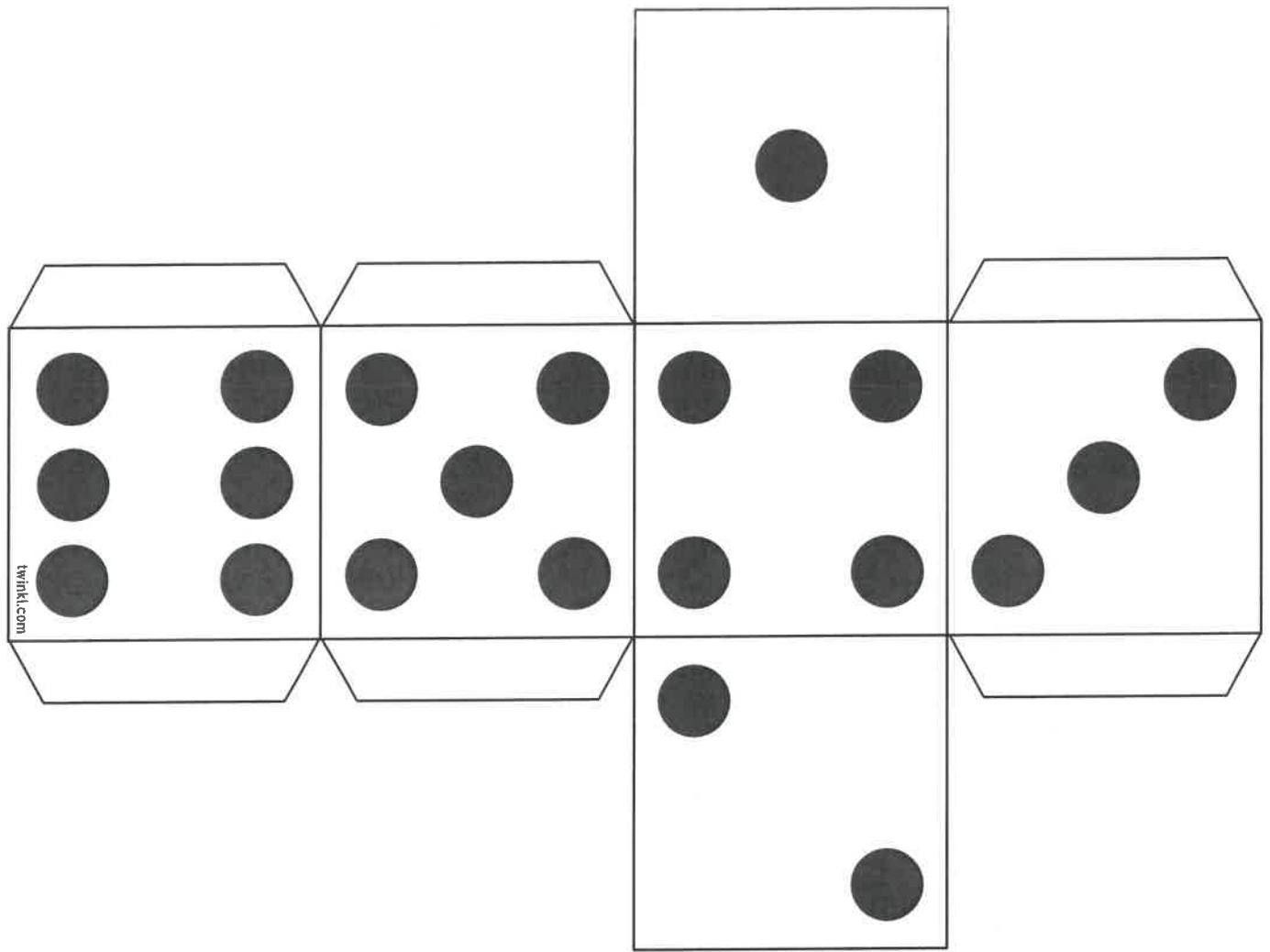
---

# Under The Sea Addition


Count the pictures and write down the answers in the circles.

 $+$  $=$   
\_\_\_\_\_ $+$  $=$   
\_\_\_\_\_ $+$  $=$   
\_\_\_\_\_ $+$  $=$   
\_\_\_\_\_ $+$  $=$   
\_\_\_\_\_





# Snakes and Ladders



You will need...


- The Snakes and Ladders Board Game board
- A dice
- A counter per player

How to play...








1. Players take it in turns to roll the dice. The player with the highest number goes first, the person with the second highest goes second and so on.
2. The player moves the counter the number of spaces shown on the dice, then solves the sum. If they answer correctly, they stay there. If not, they move back to the square they came from.
3. If a player lands on a snake's head, the player's counter slides down to the square at the snake's tail.
4. If a player lands on the bottom of a ladder, the player's counter climbs up to the square at the top of the ladder.
5. The first player to reach 25 is the winner!



$9+1 =$ <b>21</b>	$4+1 =$ <b>22</b>	$7+2 =$ <b>23</b>	$8+1 =$ <b>24</b>	<b>Finish</b> <b>25</b>
$5+1 =$ <b>20</b>	$7+2 =$ <b>19</b>	$2+5 =$ <b>18</b>	$5+3 =$ <b>17</b>	$9+6 =$ <b>16</b>
$8+2 =$ <b>11</b>	$3+7 =$ <b>12</b>	$5+5 =$ <b>13</b>	$1+4 =$ <b>14</b>	$6+2 =$ <b>15</b>
$3+5 =$ <b>10</b>	$6+2 =$ <b>9</b>	$7+1 =$ <b>8</b>	$4+3 =$ <b>7</b>	$6+4 =$ <b>6</b>
<b>Start</b> <b>1</b>	$1+3 =$ <b>2</b>	$9+0 =$ <b>3</b>	$4+5 =$ <b>4</b>	$3+2 =$ <b>5</b>











# Pirates Phase 3

## Tricky Words


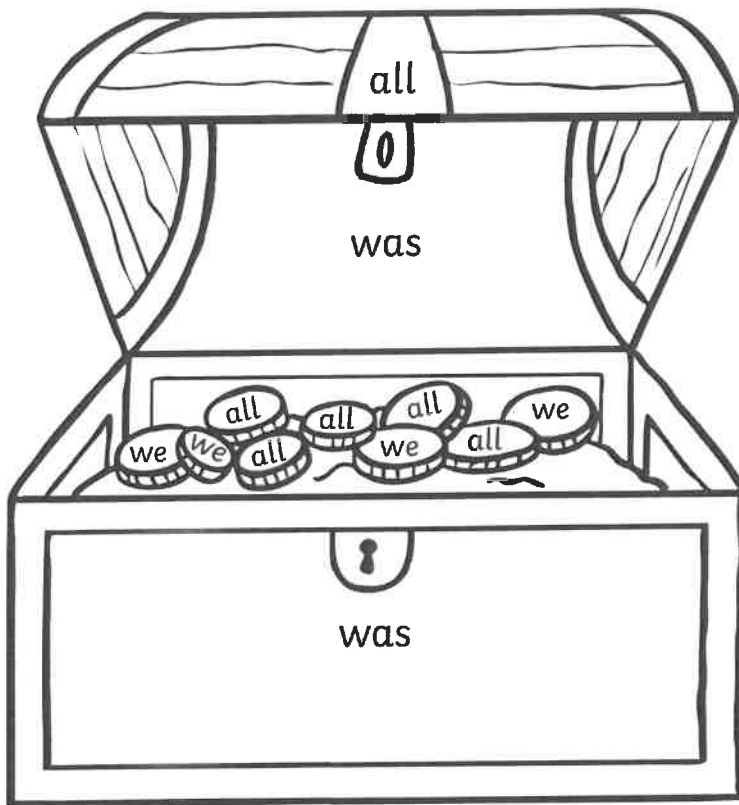


## Activity Booklet

# Pirate Parrot Tricky Word Colouring

Carefully, read the tricky words. Then, colour the picture using the clues.

he = red   she = blue   we =   me = green   be =   you = black  
 are = purple   her =   was = brown   all = grey  
 they = dark green   my = dark blue





# Pirate Treasure Writing Tricky Words

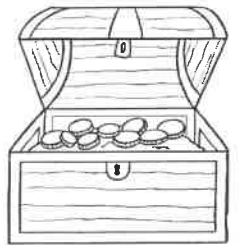
Write the tricky words to help the pirates reach the treasure!



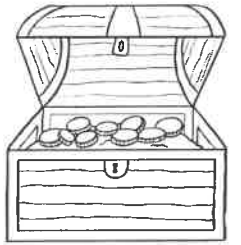
he



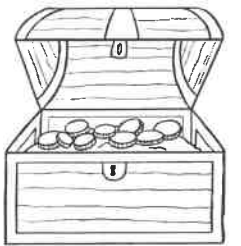
she



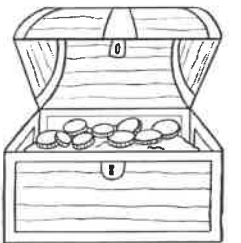
we




me



be



you



# Pirate Treasure Tricky Word Matching

Draw lines to match the same tricky words together.

he

we

she

be

me

you

he

she

we

me

be

you

are

her

was

all

they

my

her

was

are





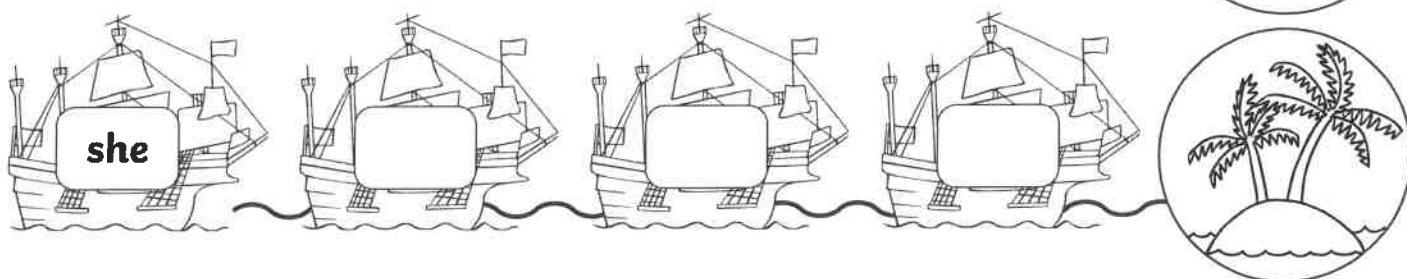
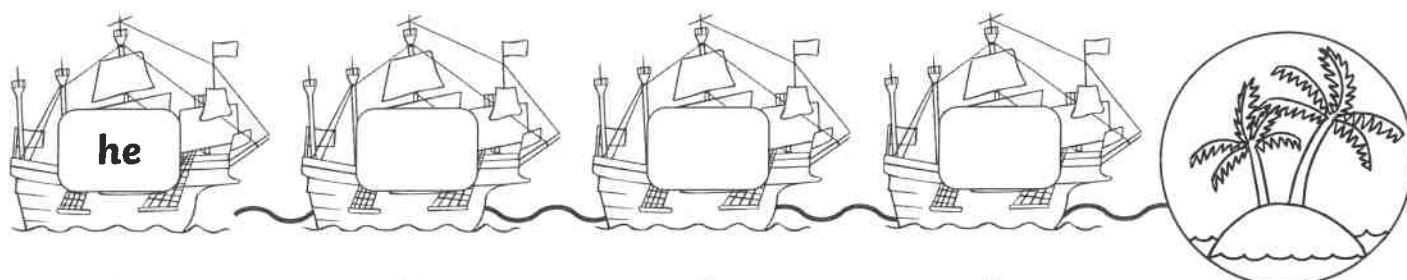
all

my

they


# Pirate Ship Tricky Word Writing

Copy the tricky words on to the pirate ships to reach the island.



# Pirate Treasure Read and Colour Tricky Words

Read the tricky words and then colour the gems.





# Pirate Treasure Find and Read

Use a magnifying glass to find six pirate coins hidden around the picture. What tricky words are on the coins?

